

A person with long, wavy brown hair is seen from behind, holding a rainbow flag. The flag features a black stripe at the top, followed by blue, red, green, yellow, orange, and purple stripes. A large black rectangular overlay covers the middle of the image, containing white text. The background is a blurred outdoor setting with green foliage and white vertical posts.

FIN LEE (THEY/THEM) | HAYDEN BIRKETT (SHE/THEY) | CLAUDIA ARROYO (SHE/HER)

WELCOMING SPACES: LGBTQIA+



In terms of the percentage of LGBT residents living in the regions of California⁴:

- Los Angeles County (31%)
- Southern California (not L.A.) (26%)
- Bay Area (22%)
- Southern/Central Farm (10%)
- Central Valley (6%)
- North and Mountain (4%)

**ESTIMATED 5.3%
(2.5 MILLION) OF
CALIFORNIANS
IDENTIFY AS
LGBTQIA+**

THE LGBT DIVIDE IN CALIFORNIA BY THE UCLA WILLIAMS INSTITUTE

5 CATEGORIES

- ONBOARDING
- WELCOMING PUBLIC SPACES
- COLLECTION DEVELOPMENT
- LIBRARY CARD REGISTRATION
- ENGAGEMENT

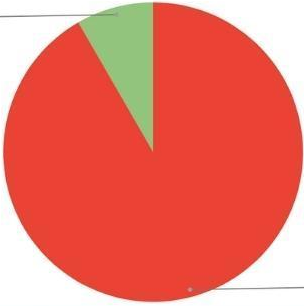
**LGBTQIA+ SCORECARD FOR LIBRARY
AND INFORMATION ORGANIZATIONS**



SCAN ME

Type of Library you currently work for

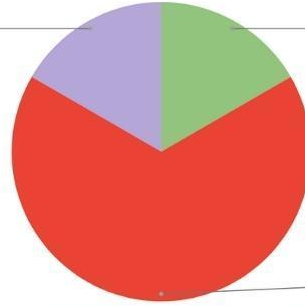
Academic
8.3%



Public
91.7%

What is your position at your library?

Manager
16.7%

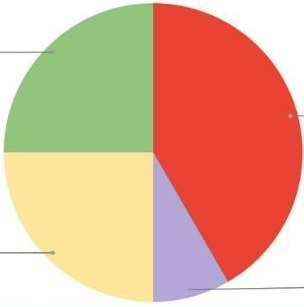


Support Staff
16.7%

Librarian
66.7%

Size of Library you currently work for

20 - more branches
25.0%



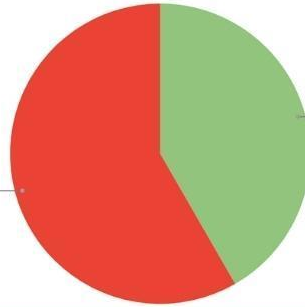
1 - 5 branches
41.7%

5 - 20 branches
25.0%

1 branch
8.3%

Do you identify as

an ally
58.3%



LGBTQIA+
41.7%



GENERAL INFORMATION FROM PARTICIPANTS (THUS FAR)

SCAN ME

**ACROSS THE 5 SECTIONS
OF THE SCORECARD,
47% OF ALL QUESTIONS
WERE SCORED A "1"**

SCORE 2: 20%

SCORE 3: 14%

SCORE 4: 19%



CURRENT DATA

SCAN ME



ANY QUESTIONS?

SCAN ME